



### District Report Card: 2017


<b>State:</b> Arunachal Pradesh	<b>District:</b> Lower Dibang Valley
<b>Class:</b> 3	<b>Subject:</b> Language
<b>Schools:</b> 49	<b>Students:</b> 731


### Participation/Coverage


#### Students

 GENDER	Boys		Girls	
	Number	%	Number	%
	367	50.21	364	49.79

 AREA	Rural		Urban	
	Number	%	Number	%
	578	79.07	153	20.93

 CATEGORY	SC		ST		OBC		GEN	
	Number	%	Number	%	Number	%	Number	%
	0	0.00	222	30.37	0	0.00	509	69.63

 CWSN	LD	VI	HI	S&LD	ID	Oth
	0	0	0	2	0	0

 Management	Government		Government-aided	
	Number	%	Number	%
	701	95.90	30	4.10

### Average Performance of Students in Language (%)

Overall	Gender		Area		Management		Social Group			
	Male	Female	Rural	Urban	Govt.	Aided	SC	ST	OBC	GEN
43.87	44.76	42.97	41.28	53.64	42.22	82.44	0.00	43.45	0.00	44.05

### Performance on Learning Outcomes (LOs)

Learning Outcomes	Description	Average Performance(%)
L304	Reads small texts with comprehension i.e., identifies main ideas, details, sequence and draws conclusions	43.97
L312	Reads printed scripts on the classroom walls: poems, posters, charts etc.	43.67

Range of Performance of Students who Answered Correctly							
Below 30%		30% - 50%		50% - 75%		Above 75%	
Number	%	Number	%	Number	%	Number	%
258	35.29	212	29.00	151	20.66	110	15.05

### Lowest Performing Learning Outcomes (LOs)

1 - Reads printed scripts on the classroom walls: poems, posters, charts etc. (43.67)

2 - Reads small texts with comprehension i.e., identifies main ideas, details, sequence and draws conclusions (43.97)